





































Aquami Split heat pump

AQS60X1o^[R14] / AQS60X13i^[R14]



Device features

							
Environmentally friendly refrigerant R32	Efficient heating	Energy efficiency class at 35°C A+++	Energy efficiency class at 55°C A++	Maximum COP 5,00	Operating range down to -25°C	Supply water temperature of 65°C	Integrated USB port for updates
							
Energy meter	Smart Grid functionality	Twin rotary compressor	Integrated electric heater	Outdoor unit drip tray heater	Compressor crankcase heater	Indoor unit drip tray	Easy installation and maintenance
							
Compact indoor split unit housing	Maximum installation length up to 30m	Silent mode	Built-in Wi-Fi module	Daily operation schedule	Configurable weekly schedules	Vacation mode	Menu in English
							
Multilanguage menu	Integrated temperature sensor	Weather operating modes (climate curve)	2 heating control zones	Dedicated application	Disinfection	DHW circulation pump operation schedules	Maximum leaving water temperature of 60°C (in DHW mode)
							
Prepared to create a cascade system	Modbus Protocol						

Specification indoor unit

Model			AQ560X13i R14
EAN Code			5905567602115
Operation modes			Heating and cooling
Leaving water temperature	Surface cooling	°C	5-25
	Surface heating	°C	25-65
	DHW (tank)		30-60
Power supply		V-Hz, Ø	220-240-50, 1f / 380-420-50, 3f
Rated input / Operating current		W / A	9095 / 13,5
Sound power level		dB(A)	38
Electric heater	Power supply	V-Hz, Ø	220-240-50, 1f / 380-420-50, 3f
	Number of heating stages / Power	pcs. / kW	3 / 9
	Maximum running current	A	13,3
Net dimensions		(WxDxH)	mm
Gross dimensions			420 × 270 × 790
Net weight / Gross weight			mm
		kg	525 × 360 × 1050
			37/43
Water circuit	Water connections		inch
	Pressure relief valve		MPa
	Condensate drain		
	Expansion tank	Total volume / Actual volume	l
		Maximum pressure / Initial pressure	MPa
	PHE / plate heat exchanger	Type	PHE / plate heat exchanger
		Minimum flow	l/min
	Water pump head		m
	Water pump type		
Refrigerant circuit		Liquid / Gas	mm
Power cables: indoor unit		pcs × mm²	Φ6,35 (1/4") / Φ15,9 (5/8")
Control cables: indoor unit to outdoor unit		pcs × mm²	5 × 4,0
			2 × 0,75 (shielded cable)

Specification outdoor unit

Model			AQ560X10 R14
EAN Code			5905567602054
Power supply			220-240-50, 1f
Heating (A7W35)	Capacity	kW	6,20
	Rated input	kW	1,24
	COP		5,00
Heating (A7W45)	Capacity	kW	6,35
	Rated input	kW	1,69
	COP		3,75
Heating (A7W55)	Capacity	kW	6,00
	Rated input	kW	2,00
	COP		3,00
Cooling (A35W18)	Capacity	kW	6,55
	Rated input	kW	1,34
	EER		4,90
Cooling (A35W7)	Capacity	kW	7,00
	Rated input	kW	2,33
	EER		3,00
Seasonal energy efficiency LWT 35°C	SCOP ⁽¹⁾		4,95
	Rated heat output	kW	6,8
	Seasonal energy efficiency ratio (η _s)	%	195
	Annual energy consumption	kWh	2845
	Seasonal space heating energy efficiency class ⁽¹⁾		A+++
Seasonal energy efficiency LWT 55°C	SCOP ⁽¹⁾		3,52
	Rated heat output	kW	5,7
	Seasonal energy efficiency ratio (η _s)	%	137,9
	Annual energy consumption	kWh	3343
	Seasonal space heating energy efficiency class ⁽¹⁾		A++
SEER	LWT at 7°C		5,34
	LWT at 8°C		8,21
Maximum overcurrent protection (MOP)		A	20
Minimum circuit amps (MCA)			14
Compressor	Type		Twin rotary inverter compressor DC
	Type		Brushless DC motor / BLDC
Fan	Quantity		1
	Type/ GWP		R32 / 675
Refrigerant	Charged (<15m)	kg	1,5
		TCO _{eq}	1,02
			Φ6,35 (1/4") / Φ15,9 (5/8")
Pipe connections	Liquid / Gas	mm	2
	Minimum installation length	m	30
	Maximum installation length	m	20
	Additional amount of refrigerant for over 15 linear meters	g/m	20
Maximum height difference	Outdoor unit above the indoor unit	m	20
	Outdoor unit below the indoor unit	m	20
Power cables: outdoor unit		pcs × mm²	3 × 4
Control cables: indoor unit to outdoor unit		pcs × mm²	2 × 0,75 (shielded cable)
Bracket spacing		(WxD)	663×375
Sound pressure level		dB(A)	45
Sound power level			58
Net dimensions		(WxDxH)	mm
Gross dimensions		(WxDxH)	mm
Net weight/Gross weight		kg	1008×426×712
Operating outdoor temperature	Cooling	°C	1065×485×800
	Heating	°C	58/63,5
	DHW	°C	-5-43
			-25-35
			-25-43



1. Seasonal energy efficiency class measured under average climate conditions.

Notes:
DHW – Domestic hot water
LWT – Leaving water temperature

The sound pressure level is measured 1m in front of the unit and (1+H)/2m (where H is the height of the unit) above the floor in semi-anechoic room. During on-site operation sound pressure levels can be higher as a result of ambient noise. Sound pressure level and sound power level reflect the maximum value tested under three conditions specified respectively in notes A7W35, ΔT=5; A7W45, ΔT=5; A7W55 ΔT=8; relative humidity 85%. The figures specified above refer to the following standards: EN14511; EN14825; EN50564; EN12102; (EU) No. 811/2013; (EU) No. 813/2013; Journal of Laws 2014 / C 207/02: 2014.

Aquami Split heat pump

AQS40X1o^[R14] / AQS60X13i^[R14]



Device features

Environmentally friendly refrigerant R32	Efficient heating	Energy efficiency class at 35°C A+++	Energy efficiency class at 55°C A++	Maximum COP 5,20	Operating range down to -25°C	Supply water temperature of 65°C	Integrated USB port for updates
Energy meter	Smart Grid functionality	Twin rotary compressor	Integrated electric heater	Outdoor unit drip tray heater	Compressor crankcase heater	Indoor unit drip tray	Easy installation and maintenance
Compact indoor split unit housing	Maximum installation length up to 30m	Silent mode	Built-in Wi-Fi module	Daily operation schedule	Configurable weekly schedules	Vacation mode	Menu in English
Multilanguage menu	Integrated temperature sensor	Weather operating modes (climate curve)	2 heating control zones	Dedicated application	Disinfection	DHW circulation pump operation schedules	Maximum leaving water temperature of 60°C (in DHW mode)
Prepared to create a cascade system	Modbus Protocol						

Specification indoor unit

Model			AQ560X13i R14
EAN Code			5905567602115
Operation modes			Heating and cooling
Leaving water temperature	Surface cooling	°C	5-25
	Surface heating	°C	25-65
	DHW (tank)		30-60
Power supply			V-Hz, Ø 220-240-50, 1f / 380-420-50, 3f
Rated input / Operating current			W / A 9095 / 13,5
Sound power level			dB(A) 38
Electric heater	Power supply	V-Hz, Ø	220-240-50, 1f / 380-420-50, 3f
	Number of heating stages / Power	pcs. / kW	3 / 9
	Maximum running current	A	13,3
Net dimensions		(WxDxH) mm	420 × 270 × 790
Gross dimensions		mm	525 × 360 × 1050
Net weight / Gross weight		kg	37/43
Water circuit	Water connections		R1" external
	Pressure relief valve		MPa 0,3
	Condensate drain		Ø25
	Expansion tank	Total volume / Actual volume	l 8 / 4,8
		Maximum pressure / Initial pressure	MPa 0,3 / 0,1
	PHE / plate heat exchanger	Type	PHE / plate heat exchanger
		Minimum flow	l/min 6
	Water pump head		m 9
	Water pump type		DC
Refrigerant circuit		Liquid / Gas mm	Ø6,35 (1/4") / Ø15,9 (5/8")
Power cables: indoor unit		pcs × mm²	5 × 4,0
Control cables: indoor unit to outdoor unit		pcs × mm²	2 × 0,75 (shielded cable)

Specification outdoor unit

Model			AQ540X10 R14
EAN Code			5905567601071
Power supply			220-240-50, 1f
Heating (A7/W35)	Capacity	kW	4,25
	Rated input	kW	0,82
	COP		5,20
Heating (A7/W45)	Capacity	kW	4,35
	Rated input	kW	1,14
	COP		3,80
Heating (A7/W55)	Capacity	kW	4,40
	Rated input	kW	1,49
	COP		2,95
Cooling (A35/W18)	Capacity	kW	4,50
	Rated input	kW	0,81
	EER		5,55
Cooling (A35/W7)	Capacity	kW	4,70
	Rated input	kW	1,36
	EER		3,45
Seasonal energy efficiency LWT 35°C	SCOP ⁽¹⁾		4,85
	Rated heat output	kW	5,5
	Seasonal energy efficiency ratio (η _S)	%	191
	Annual energy consumption	kWh	2351
	Seasonal space heating energy efficiency class ⁽¹⁾		A+++
Seasonal energy efficiency LWT 55°C	SCOP ⁽¹⁾		3,31
	Rated heat output	kW	4,4
	Seasonal energy efficiency ratio (η _S)	%	129,5
	Annual energy consumption	kWh	2742
	Seasonal space heating energy efficiency class ⁽¹⁾		A++
SEER	LWT at 7°C		4,99
	LWT at 8°C		7,77
Maximum overcurrent protection (MOP)		A	20
Minimum circuit amps (MCA)			12
Compressor	Type		Twin rotary inverter compressor DC
	Type		Brushless DC motor / BLDC
Fan	Quantity		1
	Type/ GWP		R32 / 675
Refrigerant	Charged (<15m)	kg	1,5
		TCO _{eq}	1,02
			Ø6,35 (1/4") / Ø15,9 (5/8")
Pipe connections	Liquid / Gas		mm
	Minimum installation length		m 2
	Maximum installation length		m 30
	Additional amount of refrigerant for over 15 linear meters		g/m 20
Maximum height difference	Outdoor unit above the indoor unit		m 20
	Outdoor unit below the indoor unit		m 20
Power cables: outdoor unit		pcs × mm²	3 × 4
Control cables: indoor unit to outdoor unit		pcs × mm²	2 × 0,75 (shielded cable)
Bracket spacing		(WxD)	663×375
Sound pressure level		dB(A)	44
Sound power level			56
Net dimensions		(WxDxH) mm	1008×426×712
Gross dimensions		(WxDxH) mm	1065×485×800
Net weight/Gross weight		kg	58/63,5
Operating outdoor temperature	Cooling		°C -5-43
	Heating		°C -25-35
	DHW		°C -25-43

1. Seasonal energy efficiency class measured under average climate conditions.

Notes:

DHW – Domestic hot water

LWT – Leaving water temperature

The sound pressure level is measured 1m in front of the unit and (1+H)/2m (where H is the height of the unit) above the floor in semi-anechoic room. During on-site operation sound pressure levels can be higher as a result of ambient noise. Sound pressure level and sound power level reflect the maximum value tested under three conditions specified respectively in notes A7W35, ΔT=5; A7W45, ΔT=5; A7W55 ΔT=8; relative humidity 85%. The figures specified above refer to the following standards: EN14511; EN14825; EN50564; EN12102; (EU) No. 811/2013; (EU) No. 813/2013; Journal of Laws 2014 / C 207/02: 2014.